

Wayne
Dalton[®]
GARAGE DOORS

M O D E L

8800

CONTEMPORARY ALUMINUM



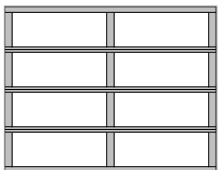
Custom powder coated, White Laminated privacy glass



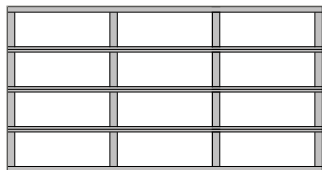
Clear anodized aluminum, Satin Etched glass

1 Select the Platform

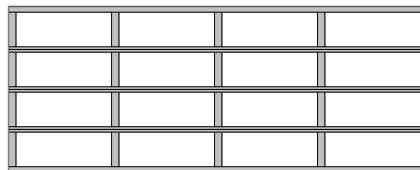
Standard Frames



8' Wide (2 panel)*




9'-12' Wide (3 panel)




Over 12' Wide (4 panel)

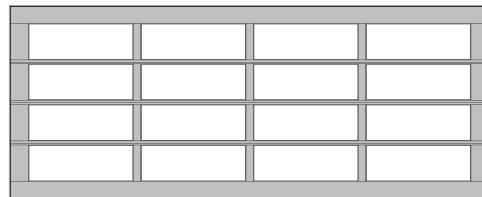
Double-Wide Frames




8' Wide (2 panel)*



9'-12' Wide (3 panel)



Over 12' Wide (4 panel)



18' Wide (5 panel)**

Due to the weight of this door, it is only offered in the Double-Wide frame.

*2 panel wide is optional for 9' doors.

Panel spacing drawings shown are for illustrative purposes only and do not reflect actual stile and rail dimensions.

If 6" frame is ordered, other doors must be ordered from that grouping to match and may incur an additional upcharge. See dealer for details.

**4-panel wide is optional for 18' wide doors.

If you are ordering a 16'3" or wider door as well as a single door, check with your dealer to ensure that the door frames match.



Dark Bronze anodized aluminum, Custom glass

2 Choose your Color

Anodized Finishes



Clear (Standard)



Dark Bronze




Black


Powder Coat Finishes



White



Dark Bronze



Black

Powder Coat Finishes

Select from approximately 200 powder coat color options to best match your home.



Actual colors may vary from brochure due to fluctuations in the printing process. Always request a color sample from your Wayne Dalton dealer for accurate color matching.



Bronze powder coat aluminum, White Laminated privacy glass

3 Choose your Windows



1/8" Clear Glass



Green Tinted



Gray Tinted



Bronze Tinted



Satin Etched



White Laminated



Obscure

Custom glass also available. See dealer for details.

Most panel styles are also available in both single pane and insulated configurations.


stylish. colorful. contemporary.

Wayne Dalton Contemporary Aluminum doors, constructed with a rugged, anodized aluminum frame, feature equal panel spacing for a clean modern look.


PERFORMANCE FEATURES



- Tongue-and-groove joints provide a great weather barrier
- Flexible vinyl bottom seal helps prevent dirt and elements from entering your garage
- Reinforcing fins on all top sections and as needed on intermediate sections, provide years of smooth, trouble-free operation. (The fins are the extruded part of the door section that are not visible through the glass)



Aluminum rails and stiles are designed with non-beveled edges and straight lines to create a true contemporary style.



Optional polyurethane insulation adds R-value* of up to 4.36

R-VALUES OF INSULATED 8800	9X7 DOOR	16X7 DOOR	9X8 DOOR	16X8 DOOR
1/2" insulated glass Solar Ban 70XL argon filled (R=3.125)	4.36	4.36	4.23	4.23
1/2" insulated glass (R=1.75) with polyurethane filled rails and stiles	3.18	3.17	3.02	3.02
1/2" insulated glass Low E (R=2.38) with polyurethane filled rails and stiles	3.73	3.71	3.59	3.58

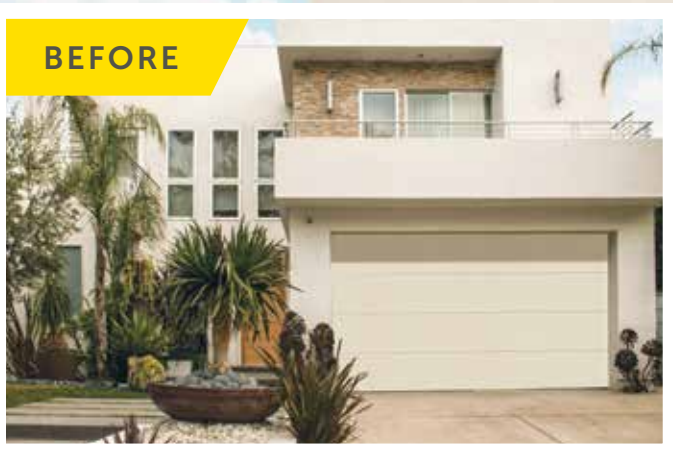


Model 8800 offers a five-year limited warranty on the aluminum and one-year limited warranty on the glass. See full text of warranty for details.

* Wayne Dalton uses a calculated door section R-value for our insulated doors.

AFTER

BEFORE



Clear anodized aluminum, White Laminated privacy glass



Garage Door Design Center

To see this door on your home, visit wayne-dalton.com and try our Garage Door Design Center. Upload a photo of your home and experiment with panel designs, color options, window styles and decorative hardware designs. Instant curb appeal awaits you with just a click of your mouse.

Wayne Dalton
GARAGE DOORS

DISTRIBUTED BY:

2501 S. State Hwy 121 Bus., Ste 200
Lewisville, TX 75067

wayne-dalton.com

